

Z ZAHNTIUM

CONICAL CONNECTION IMPLANT



Modern Medical Equipment LLC

Founded in 2006, Headquartered in Dubai. U.A E, **ZAHNTIUM** is showing the dental implant industry how a strong business model can service customers effectively and economically.

ZAHNTIUM is a full line top quality, compatible dental implants and accessories at a reasonable cost. we supply Dental Clinics, Doctors, Hospitals and laboratories with every type of specialized dental equipment for endodontics, implantology, Bone and membrane, and dental kits. we built a well-known, impeccable reputation in the community. Our management has many years of experience in the field of dental implants.

At **ZAHNTIUM** we are not only the most competitively priced, service-oriented supply company in the nation; we are now the best full-line compatible dental implants and accessories supply company. We are located in Dubai but serve customers across the country of United Arab Emirates and beyond.

Two key differences between **ZAHNTIUM** and most other distributors are our broad product offering and our supply base. We are very proud to represent the leaders in dental implant manufacturing, and we work closely with our suppliers to make sure that we continue to meet the needs of our customers.

True to our entrepreneurial spirit, we continue to seek new solutions and products that meet the new demands of the sector. Therefore, we entered into an agreement with ALPHA DENT IMPLANTS GMBH ia German manufacturer for the exclusive production and manufacture of **ZAHNTIUM** made of premium high-strength materials of high quality and bio compatible. as our motto goes "where quality meets service", our promise to our customers is to continue improvement and sourcing out the best quality products available, at reasonable cost combined with the best service that goes beyond the sale.



TESTED BENEFITS



- 1 Platform Switching**
 - Switching Platform
 - Narrow connection of the implant prevents compression in cortical layer
- 2 Micro thread**
 - Micro threads for better contact with a cortical plate
- 3 Intermediate thread**
 - Bone thread on the corticospongoid level
- 4 Active thread**
 - Has multiple levels of height, which allows enlarging the surface of the implant
 - Allows achieving reliable initial stability in soft bone
- 5 Antirotational sulcus**
- 6 3D Active surface**
 - Unique active and hydrophilic surface of a new generation
- 7 Apical part**
 - Curving in apical part prevents the damage of Sinus

AVAILABLE DIAMETERS AND LENGTHS PLATFORM 3.0

3.3



3.75



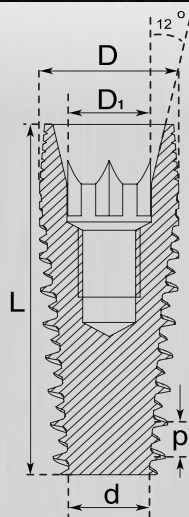
4.2






5.0

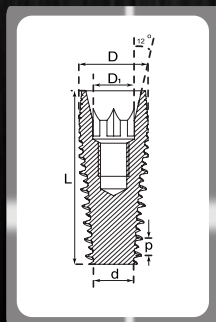


6.0





implant has a platform with an inner cone and a hexagon for positioning. This type of platform allows creating a conical connection with suprastructures. This connection is more stable and airtight. 3.25 mm diameter implants are installed in front and lateral parts (canine teeth, incisors, premolar teeth).


Ø Size (mm)	Length (mm)	Ref. Titansure	
3.3	8	ZI 3308	
	10	ZI 3310	
	11.5	ZI 33115	
	13	ZI 3313	
3.75	6	ZI 37506	
	8	ZI 37508	
	10	ZI 37510	
	11.5	ZI 375115	
	13	ZI 37513	
4.2	6	ZI 4206	
	8	ZI 4208	
	10	ZI 4210	
	11.5	ZI 42115	
	13	ZI 4213	
5.0	6	ZI 5006	
	8	ZI 5008	
	10	ZI 5010	
	11.5	ZI 50115	
	13	ZI 50115	
6.0	6	ZI 6006	
	8	ZI 6008	
	10	ZI 6010	
	11.5	ZI 60115	
	13	ZI 6013	









Cover screw*



Platt.	Length (L)	Reference
	4.70	GLYRT

Anodised 

*Screw included with each implant.

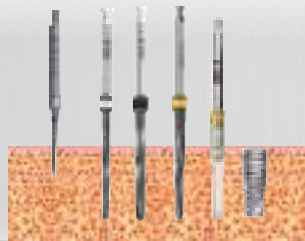
Metric



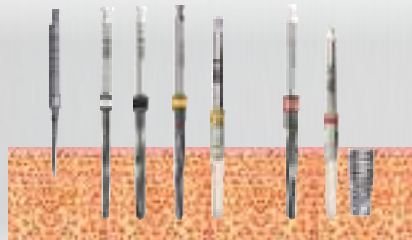
Table of sequential use of conical diamond like coated (DLC) drills for implant Active Bio

Drill diameter, m m	1.5	2.0	2.8	3.0	3.45	3.9	4.7	6.0	
rate, RPM	D1 800-1200 D2 800-1200 D3 800-1000 D4 800-1000	D1 800-1000 D2 800-1000 D3 700-900 D4 600-800	D1 600-800 D2 600-800 D3 500-600 D4 400-500	D1 500-700 D2 600-800 D3 500-600 D4 400-500	D1 500-700 D2 600-800 D3 500-600 D4 400-500	D1 400-600 D2 500-700 D3 500-600 D4 400-500	D1 400-600 D2 400-700 D3 500-600 D4 400-500	D1 400-600 D2 400-700 D3 500-600 D4 400-500	D1 400-600 D2 400-700 D3 500-600 D4 400-500

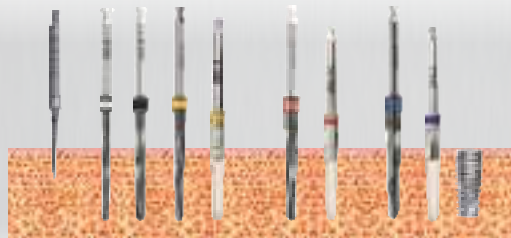
3.3



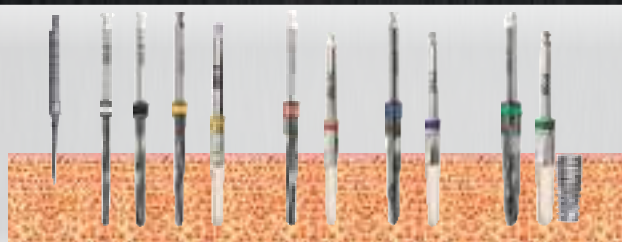
3.75



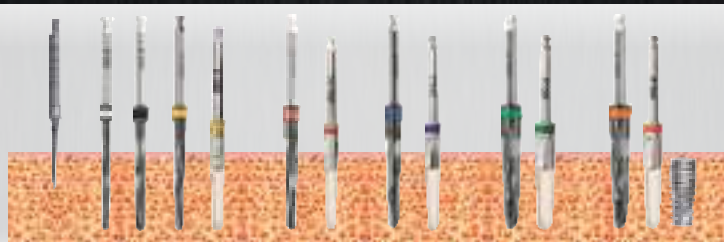
4.2



5.0



6.0

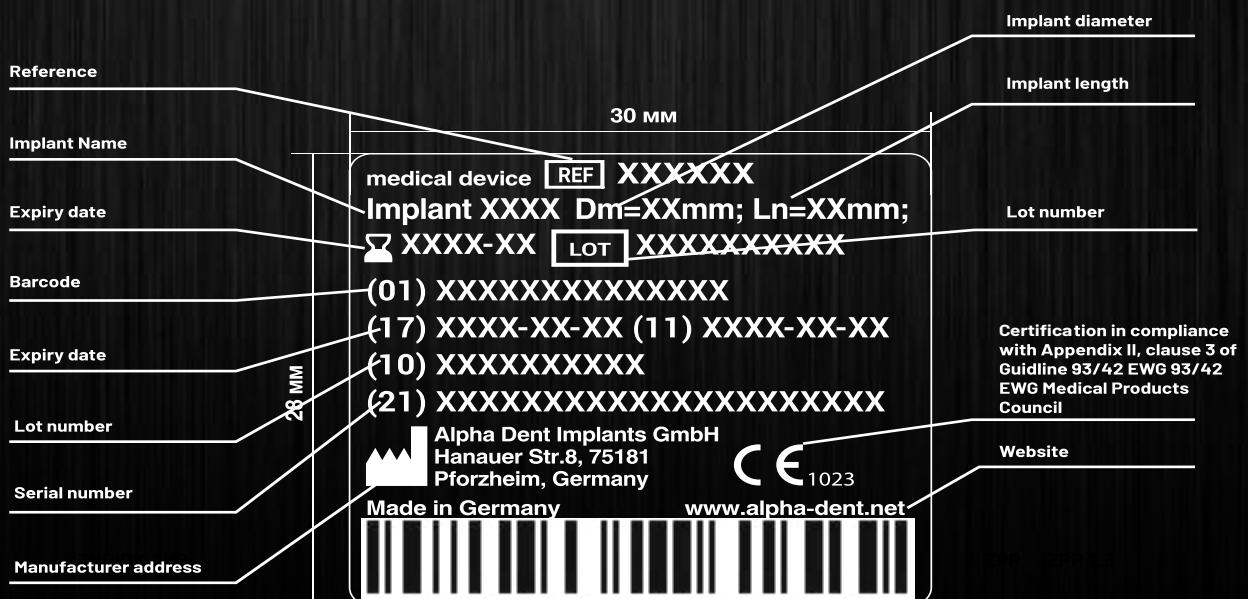


Diamond like coated drills in Implants system are developed with the aim to form bone cavity for implants Active Bio because the drill shape recreates perfectly the shape of the implant without thread.

ZAHNTIUM IMPLANT



CONVENTIONAL SIGNS





TESTED BENEFITS



1 Platform Switching

- «Switching» of the platform

2 Inverted cone

- In upper part to reduce compression in cortical layer

3 Maximum preservation of cortical bone

- Important for esthetics and long-term prognosis

4 Implant body

- Marked tapered shape of the implant
- The shape of an implant matches completely the drill
 - Initial stability is guaranteed

5 Active thread

- Allows achieving reliable initial stability in soft bone

6 Antirotational sulcus

- Prevents unscrewing

7 Apical part

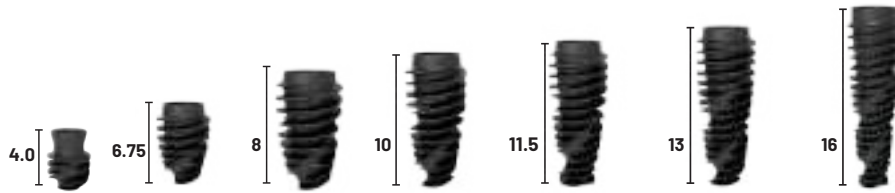
- Curving in apical part prevents the damage of Schneider's membrane

AVAILABLE DIAMETERS AND LENGTHS PLATFORM 3.3

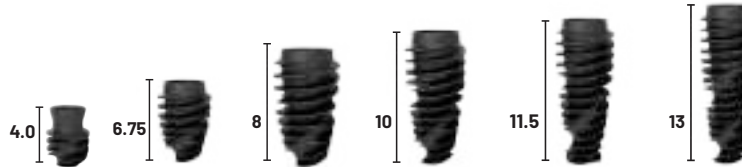
3.5



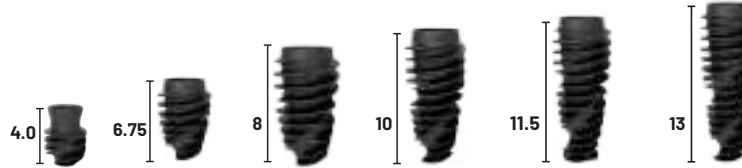
4.0




4.5



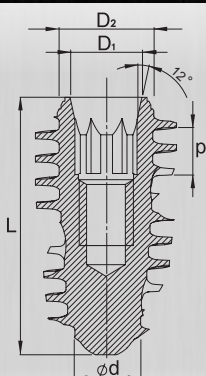
5.0



5.5




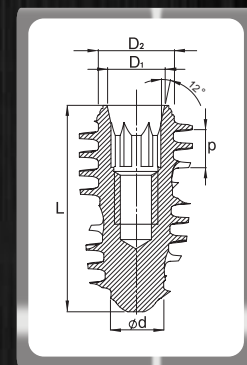
6.0



implant has a platform with an inner cone and a hexagon for positioning. This type of platform allows creating a conical connection with suprastructures. This connection is more stable and airtight. 3.25 mm diameter implants are installed in front and lateral parts (canine teeth, incisors, premolar teeth).

1- Length of the subcortical part of the implant is 4.0 mm.
Full implant length is 6.2 mm.


Ø Size (mm)	Length (mm)	Reference	
3.5	8	ZISPA 3.5x8.0	
	10	ZISPA 3.5x10	
	11.5	ZISPA 3.5x11.5	
	13	ZISPA 3.5x13	
	16	ZISPA 3.5x16	
4.0	4.0	ZISPA 4.0x4.0	
	6.75	ZISPA 4.0x6.75	
	8	ZISPA 4.0x8.0	
	10	ZISPA 4.0x10	
	11.5	ZISPA 4.0x11.5	
	13	ZISPA 4.0x13	
	16	ZISPA 4.0x16	
4.5	4.0	ZISPA 4.5x4.0	
	6.75	ZISPA 4.5x6.75	
	8	ZISPA 4.5x8.0	
	10	ZISPA 4.5x10	
	11.5	ZISPA 4.5x11.5	
	13	ZISPA 4.5x13	
5.0	4.0	ZISPA 5.0x4.0	
	6.75	ZISPA 5.0x6.75	
	8	ZISPA 5.0x8.0	
	10	ZISPA 5.0x10	
	11.5	ZISPA 5.0x11.5	
	13	ZISPA 5.0x13	
5.5	4.0	ZISPA 5.5x4.0	
	6.75	ZISPA 5.5x6.75	
	8	ZISPA 5.5x8.0	
	10	ZISPA 5.5x10	
	11.5	ZISPA 5.5x11.5	
	13	ZISPA 5.5x13	
6.0	4.0	ZISPA 6.0x4.0	
	6.75	ZISPA 6.0x6.75	
	8	ZISPA 6.0x8.0	
	10	ZISPA 6.0x10	
	11.5	ZISPA 6.0x11.5	
	13	ZISPA 6.0x13	





Metric







M1,60

Cover screw*



Platf.	Length (L)	Reference
	4.70	GLYRT

Anodised 

*Screw included with each implant.

1- Length of the subcortical part of the implant is 4.0 mm.
Full implant length is 6.2 mm.

Table of sequential use of conical diamond like coated (DLC) drills for implant Active Bio

Drill diameter, m m	1.5	2.0	2.8	3.0	3.45	3.9	4.7	6.0	
rate, RPM	D1 800-1200 D2 800-1200 D3 800-1000 D4 800-1000	D1 800-1000 D2 800-1000 D3 700-900 D4 600-800	D1 600-800 D2 600-800 D3 500-600 D4 400-500	D1 500-700 D2 600-800 D3 500-600 D4 400-500	D1 500-700 D2 600-800 D3 500-600 D4 400-500	D1 400-600 D2 500-700 D3 500-600 D4 400-500	D1 400-600 D2 400-700 D3 500-600 D4 400-500	D1 400-600 D2 400-700 D3 500-600 D4 400-500	D1 400-600 D2 400-700 D3 500-600 D4 400-500

Implants 3.5mm - bone type I, II



Implants 3.5mm - bone type III, IV



Implants 4.0mm - bone type I, II



Implants 4.0mm - bone type III



Implants 4.0mm - bone type IV



Diamond like coated drills in Implants system are developed with the aim to form bone cavity for implants Active Bio because the drill shape recreates perfectly the shape of the implant without thread.

Table of sequential use of conical diamond like coated (DLC) drills for implant Active Bio

Drill diameter, m m	1.5	2.0	2.8	3.0	3.45	3.9	4.7	6.0	
rate, RPM	D1 800-1200 D2 800-1200 D3 800-1000 D4 800-1000	D1 800-1000 D2 800-1000 D3 700-900 D4 600-800	D1 600-800 D2 600-800 D3 500-600 D4 400-500	D1 500-700 D2 600-800 D3 500-600 D4 400-500	D1 500-700 D2 600-800 D3 500-600 D4 400-500	D1 400-600 D2 500-700 D3 500-600 D4 400-500	D1 400-600 D2 400-700 D3 500-600 D4 400-500	D1 400-600 D2 400-700 D3 500-600 D4 400-500	D1 400-600 D2 400-700 D3 500-600 D4 400-500

Implants 4.5mm – bone type I, II



Implants 4.5mm – bone type III, IV



Implants 5.0mm – bone type I, II



Implants 5.0mm – bone type III



Implants 5.0mm – bone type IV



Diamond like coated drills in Implants system are developed with the aim to form bone cavity for implants Active Bio because the drill shape recreates perfectly the shape of the implant without thread.

Table of sequential use of conical diamond like coated (DLC) drills for implant Active Bio

Drill diameter, m m	1.5	2.0	2.8	3.0	3.45	3.9	4.7	6.0	
rate, RPM	D1 800-1200 D2 800-1200 D3 800-1000 D4 800-1000	D1 800-1000 D2 800-1000 D3 700-900 D4 600-800	D1 600-800 D2 600-800 D3 500-600 D4 400-500	D1 500-700 D2 600-800 D3 500-600 D4 400-500	D1 500-700 D2 600-800 D3 500-600 D4 400-500	D1 400-600 D2 500-700 D3 500-600 D4 400-500	D1 400-600 D2 400-700 D3 500-600 D4 400-500	D1 400-600 D2 400-700 D3 500-600 D4 400-500	D1 400-600 D2 400-700 D3 500-600 D4 400-500

Implants 5.5mm – bone type I, II, III



Implants 5.5mm – bone type IV



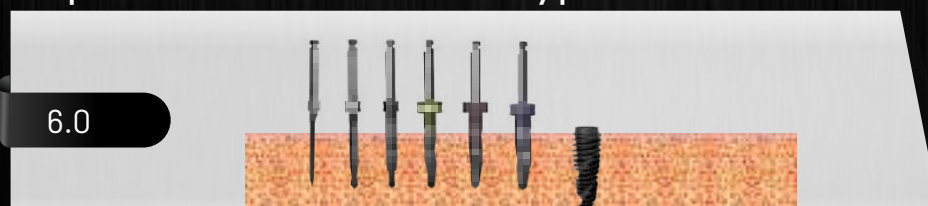
Implants 6.0mm – bone type I, II



Implants 6.0mm – bone type III



Implants 6.0mm – bone type IV




Diamond like coated drills in Implants system are developed with the aim to form bone cavity for implants Active Bio because the drill shape recreates perfectly the shape of the implant without thread.

ZAHNTIUM⁺ IMPLANT



CONVENTIONAL SIGNS

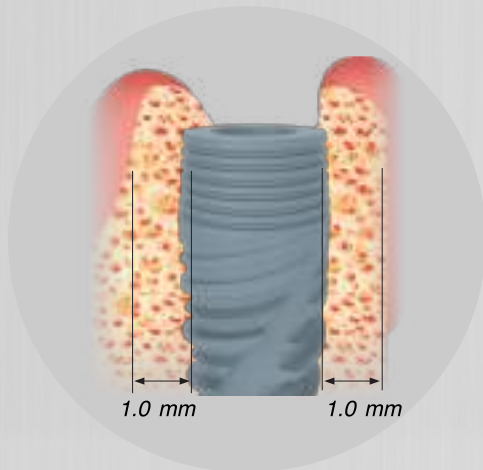


STERILITY



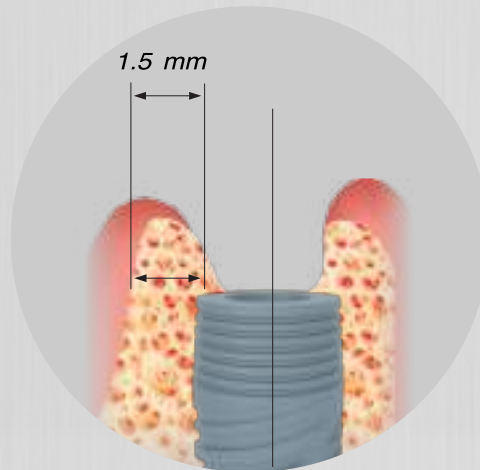
All production of ZAHNTIUM Implants is thoroughly sterilized. Double sterile packing ensures sterility maintenance. Due to a high technical level of production and the strictest control of sterility, ZAHNTIUM Implants meets the requirements of the highest quality standards, confirmed by appropriate certificates.

Positioning of the implant in bone



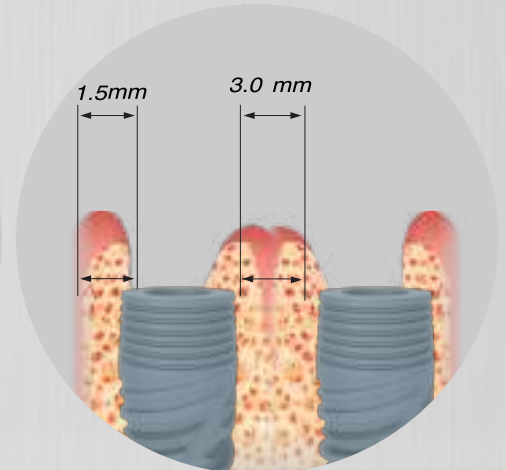
Bone depth on the side of cortical plate must be not less than 1 mm.

Distance between the implant and tooth root



The distance between an implant and a tooth root must be minimum 1.5 mm, i.e. the distance from the implant site center to the next tooth must be about the $\frac{1}{2}$ diameter of the implant's body + 1.5 mm.


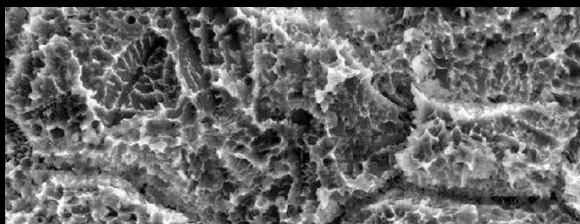
Distance depends on diameter of implants installed



The distance between two implants must be a sum of $\frac{1}{2}$ diameters of the body of the implants installed + 3 mm (distance between implants).

SLA SURFACE

SLA surface represents the latest generation of dental implant surface treatment technology. This surface is active and hydrophilic; it has distinct multi-layered microporous structure. The thickness of oxide layer of the implant surface reaches 10–12 microns. The entire thickness of the oxide layer is imbued with micro pores that combine with each other and create a multi-layered surface. This way, the bone tissue grows deeper both in and between micro pores. Thereby, implant surface area is significantly increased and, thus the contact between bone tissue and implant surface is strengthened. Titanium oxide film is enriched with calcium hydroxyapatite, and the implant surface is contaminant-free. It has prominent hydrophilic characteristics (absorption).


































Researches show that SLA surface stimulates active bone growth over the implant surface that results in mechanical stability. This surface property allows performing orthopedic rehabilitation at an earlier stage and significantly reduces the risk when the implant is installed under the one-stage procedure.

ABUTMENTS

Direct-to-implant reconstructions



SYMBOLOLOGY

 ROT	Rotatory element	 Tx30	Tx30 connection	 Steel	Made from steel
 NO ROT	Non-rotatory element	 MX,XX	Size in millimetres	 Co-Cr + castable	Made from cobalt-chromium + castable plastic
 Hand	Use with manual torque	 45°	45° screw support	 Cobalt Chromium	Made from cobalt-chromium
 XX Ncm	Maximum operating torque	 90°	90° screw support	 PEEK	Made from PEEK
 Ncm 10 20 30 40 50 60 70	Ratchet torque range	 CA	Use in rotation with a CA	 Plastic	Made from plastic
 Galaxy	Galaxy connection	 XX Rpm	Maximum rotation speed	 XX° SSS	Recommended sterilisation temperature
 1,25mm	Screw connection	 XX USES	Maximum number of uses	 Non-sterile	Unsterilised product
 Kirator	Kirator connection	 Single-use	Single-use product	 Water drop	Use with abundant irrigation
 Nature	Nature connection	 Grade 5 ELI Titanium	Made from grade 5 ELI (extra-low interstitial) titanium	 XX°	Maximum angle
 Basic	Basic connection	 Grade 2 Titanium	Made from grade 2 titanium		
 XDrive	XDrive connection	 Stainless Steel	Made from stainless steel		

NARROW CONICAL PLATFORM 2.1 mm (3.0)

Technical drawing showing dimensions: D (diameter), L (length), and L_1 (thread length). Photograph shows a cylindrical screw with a diameter of $\text{Ø } 10$ and a length of 20 .

Code PMAIP3

Retaining screw



NARROW CONICAL PLATFORM 2.1 mm (3.0)

Technical drawing showing dimensions: D (diameter), L (length), and L_1 (thread length). Photographs show two screws with diameters of $\text{Ø } 6.0$. Dimensions for the two screws are 11.35 and 14.35 in length, with a 2 mm thread length and a 5 mm shoulder length.

Code FFAAIP3H2 FFAAIP3H5

Retaining screw



NARROW CONICAL PLATFORM 2.1 mm (3.0)

Technical drawing showing dimensions: D (diameter), L (length), and L_1 (thread length). Photographs show three screws with diameters of $\text{Ø } 3.35$ and lengths of 7 , 9 , and 12 mm.

Code SAAIP3L7 SAAIP3L9 SAAIP3L12

Screw for the abutment

Straight titanium antirotational conical abutment. Abutment includes a screw. Available in three sizes: 7 mm, 9 mm, and 12 mm.



TITANIUM ANTIROTATIONAL WIDE ABUTMENT, CONICAL

NARROW CONICAL PLATFORM 2.1 mm (3.0)

Technical drawing showing dimensions: D (diameter), L (length), and L_1 (thread length). Photograph shows a wide conical abutment with a diameter of $\text{Ø } 5.0$ and a length of 9 mm.

Code SAAIWP3L9

Screw for the abutment

Wide antirotational titanium conical abutment with hexagon. Available sizes 9 mm. Mainly used in the area of posterior teeth.



TITANIUM ANTIROTATIONAL WIDE ABUTMENT, STRAIGHT CONICAL

NARROW CONICAL PLATFORM 2.1 mm (3.0)

Technical drawing showing dimensions: D (diameter), L (length), and L_1 (thread length). Photographs show three shoulder abutments with diameters of $\text{Ø } 4.2$ and shoulder sizes of 1.5 , 2.5 , and 3.5 mm. Each has a length of 7 mm.

Code SAAIP3H1 SAAIP3H2 SAAIP3H3

Screw for the abutment

Anatomical titanium shoulder abutment straight conical. Available in three shoulder sizes: 1.5, 2.5, 3.5 mm. Indicator includes 0.5 mm of subcortical immersion.



ANATOMICAL TITANIUM SHOULDER WIDE ABUTMENT, STRAIGHT CONICAL

NARROW CONICAL PLATFORM 2.1 mm (3.0)

Technical drawing showing dimensions: D (diameter), L (length), and L_1 (thread length). Photographs show three shoulder wide abutments with diameters of $\text{Ø } 5.5$ and shoulder sizes of 1.5 , 2.5 , and 3.5 mm. Each has a length of 7.5 mm.

Code SAAIWP3H1 SAAIWP3H2 SAAIWP3H3

Screw for the abutment

Anatomical titanium shoulder wide abutment straight conical. Available in three shoulder sizes: 1.5, 2.5, 3.5 mm. Indicator includes 0.5 mm of subcortical immersion.



ANATOMICAL ANGULAR TITANIUM ABUTMENT 15°, CONICAL
NARROW CONICAL PLATFORM 2.1 mm (3.0)

Code **AAAIP3D15H1** **AAAIP3D15H2** **AAAIP3D15H3**

Screw for the abutment

Angular anatomical titanium conical abutment 15° with shoulder 1.5-3.5 mm. It is used for aesthetic tasks solving in vestibular area, and replicating the shape of gingival line.

Indicator includes 0.5 mm of subcortical immersion.

NO ROT 30 Ncm 1,25mm M1,60 45° Grade 5 ELI Titanium

ANTIROTATIONAL TITANIUM ANGULAR ABUTMENT 25°, CONICAL
NARROW CONICAL PLATFORM 2.1 mm (3.0)

Code **AAAIP3D25**

Retaining screw

NO ROT 30 Ncm 1,25mm M1,60 45° Grade 5 ELI Titanium

ANATOMICAL ANGULAR TITANIUM ABUTMENT 25°, CONICAL WITH SHOULDER 2 mm
NARROW CONICAL PLATFORM 2.1 mm (3.0)

Code **AAAIP3D25H1** **AAAIP3D25H2** **AAAIP3D25H3**

Retaining screw

Indicator includes 0.5 mm of subcortical immersion.

NO ROT 30 Ncm 1,25mm M1,60 45° Grade 5 ELI Titanium

ANGULAR ANTIROTATIONAL TITANIUM ABUTMENT 15°, CONICAL
NARROW CONICAL PLATFORM 2.1 mm (3.0)

Code **AAAIP3D15**

Screw for the abutment

Angular antirotational titanium conical abutment 15° without a shoulder. It is used in cases, when the implant is installed at an angle. This type of the abutment allows creating the aesthetically correct construction with less effort for technician and orthopedist.

NO ROT 30 Ncm 1,25mm M1,60 45° Grade 5 ELI Titanium

BALL ATTACHMENT, CONICAL
NARROW CONICAL PLATFORM 2.1 mm (3.0)

D Ø 4.2

d Ø 2.5

Code **BAAI P3 H2** **BAAI P3 H3** **BAAI P3 H4** **BAAI P3 H5**

Metal Cap Silicone Cap

ROT 30 Ncm 1,25mm M1,60 45° Grade 5 ELI Titanium

LOCATORS, CONICAL
NARROW CONICAL PLATFORM 2.1 mm (3.0)

D Ø 1.25

d Ø 3.9

Code **LAIP3H2** **LAIP3H3** **LAIP3H4** **LAIP3H5** **LAIP3H6**

Metal Cap

ROT 30 Ncm Kirator M1,60 45° Grade 5 ELI Titanium

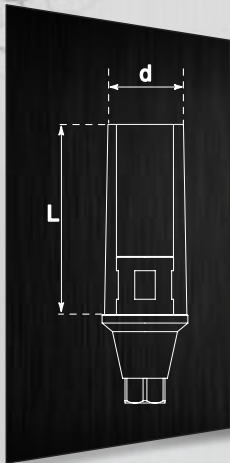
A structure with conical ball attachment is used for fixation of removable denture. A cap made of stainless steel can be included, as well as an intermediate silicone cap of three different degrees of hardness: soft, standard, and strong. Ball attachment set does not include caps. It can be purchased separately.



silicone caps


Plastic disc

TITANIUM-BASED PLASTIC BURNOUT ABUTMENT, CONICAL NARROW CONICAL PLATFORM 2.1 mm (3.0)









Ø 4.5

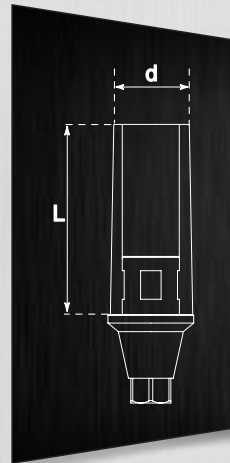
Code **PTAAI3L9**

 Screw for the abutment

Titanium-based plastic conical abutment is used with single implants.















PLASTIC BURNOUT ABUTMENT, CONICAL NARROW CONICAL PLATFORM 2.1 mm (3.0)



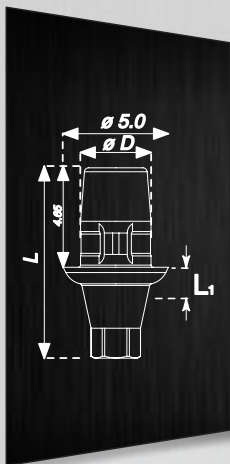
Ø 4.2

Code **PAAIP3NH**

 Screw for the abutment















TITANIUM BASE ZAHNTIUM FOR CEREC SIRONA NARROW CONICAL PLATFORM 2.1 mm (3.0)



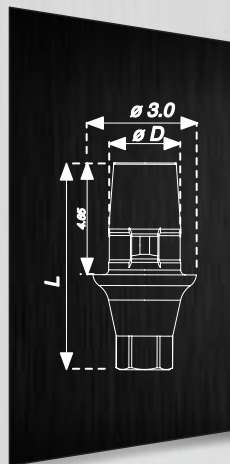
Ø 3,4

Code **TBCEAI**

 Retaining screw















TITANIUM BASE ZAHNTIUM FOR CEREC SIRONA NARROW CONICAL PLATFORM 2.1 mm (3.0)



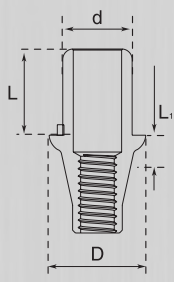
Ø 1.5

Code **TBCEAI-SC**

 Retaining screw


TITANIUM PLATFORM FOR CAD/CAM, CONICAL NARROW CONICAL PLATFORM 2.1 mm (3.0)









D Ø 4.6

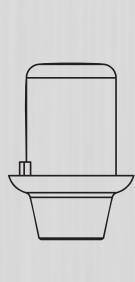
d Ø 3.3

Code **TBCAIP3-NH** **TBCAIP3H1-NH** **TBCAIP3H2-NH** **TBCAIP3H3-NH**

 Retaining screw


NARROW CONICAL PLATFORM 2.1 mm (3.0)









D Ø 4.6

d Ø 3.3

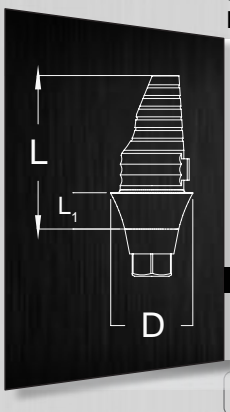
Code **TBCAIP3** **TBCAIP3H1** **TBCAIP3H2** **TBCAIP3H3**

 Retaining screw


Indicator includes 0.5 mm of subcortical immersion.
















Zahntium Titanium Platform for CAD/CAM Angled W NARROW CONICAL PLATFORM 2.1 mm (3.0)

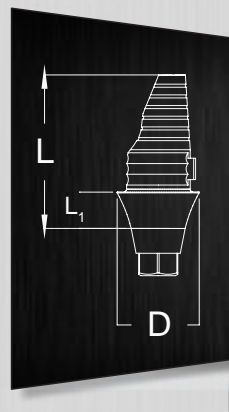


Code **ZTPBA**


 Retaining screw


















Zahntium Titanium Platform for CAD/CAM Angled S NARROW CONICAL PLATFORM 2.1 mm (3.0)



Code **ZTPSA**

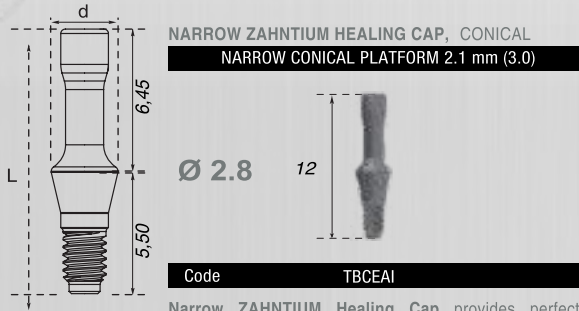
 Retaining screw

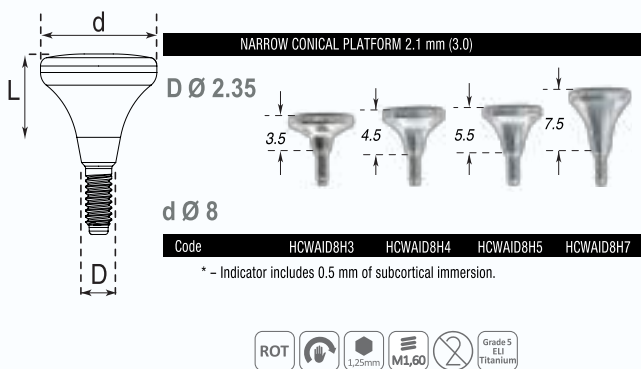
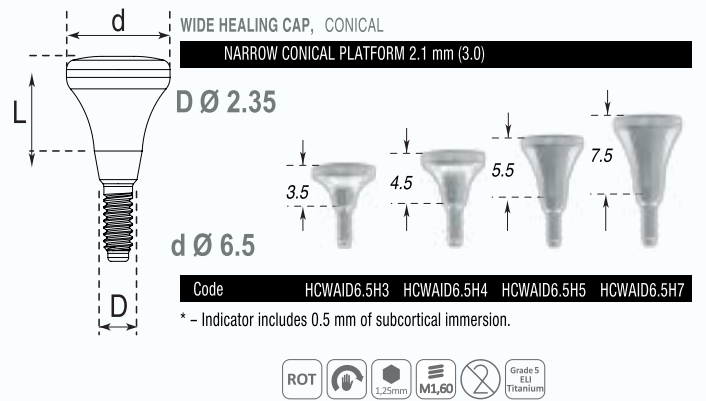
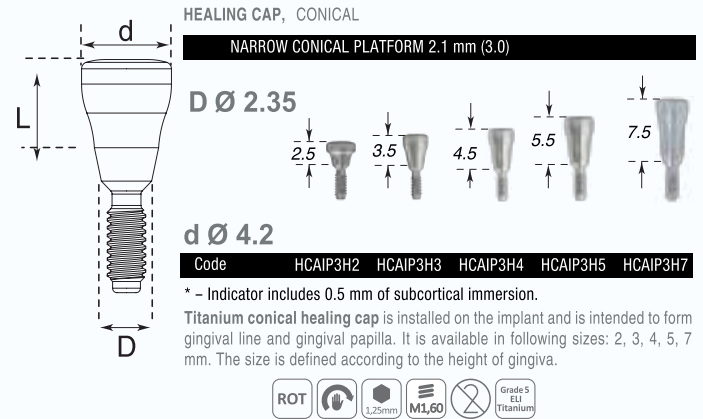
HEALING CAPS FOR IMPLANTS



ZAHNTIUM
ZAHNTIUM⁺



Narrow ZAHNTIUM Healing Cap provides perfect gingival margin. It fits for any following options of dental prosthesis.



TRANSFERS AND ANALOGS FOR **IMPLANTS**



ZAHNTIUM
ZAHNTIUM⁺

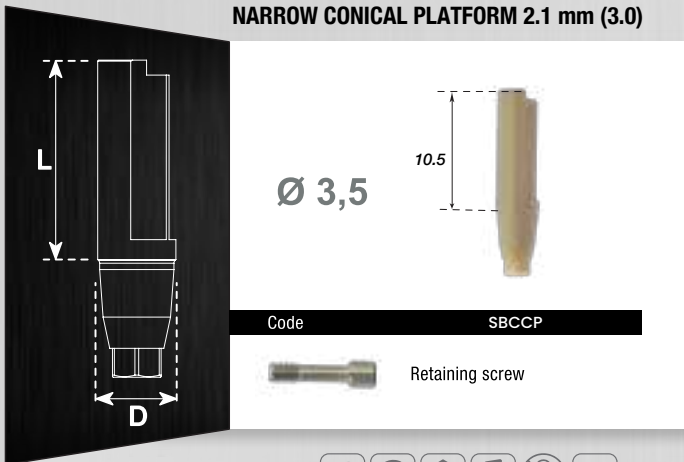
DIGITAL ANALOG, CONICAL
NARROW CONICAL
PLATFORM 2.1 mm (3.0)



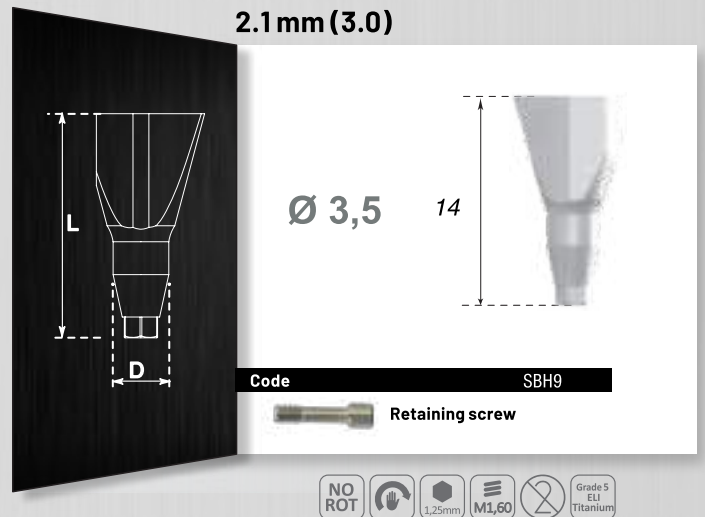
IMPLANT ANALOG ZAHNTIUM P3
NARROW CONICAL
PLATFORM 2.1 mm (3.0)



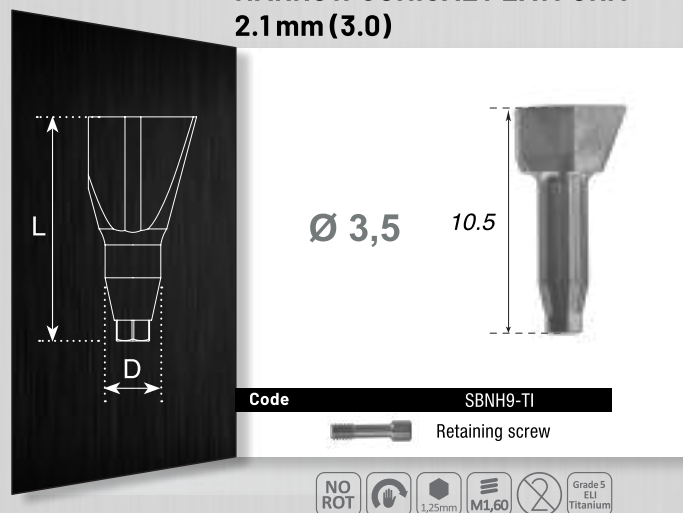
SCAN BODY IMPLANT CAD/CAM PEEK
NARROW CONICAL PLATFORM 2.1 mm (3.0)



SCAN-ABUTMENT, CONICAL
NARROW CONICAL PLATFORM
2.1 mm (3.0)



SCAN-ABUTMENT NARROW
NARROW CONICAL PLATFORM
2.1 mm (3.0)



OPEN TRAY TRANSFER, CONICAL
NARROW CONICAL PLATFORM
 2.1 mm (3.0)

$\varnothing 5$ 12.5 **NEW**

Code TOAIP3L13

Retaining



OPEN TRAY TRANSFER, CONICAL
NARROW CONICAL PLATFORM
 2.1 mm (3.0)

$\varnothing 5$ 17.85 **NEW**

Code TOAIP3L15

Retaining



CLOSED TRAY TRANSFER, CONICAL
NARROW CONICAL PLATFORM
 2.1 mm (3.0)

$D \varnothing 3$ 13.75

$d \varnothing 4.2$

Code TCAIP3L9

Retaining

The length of conical closed tray transfer is 13.75 mm. It is used in closed tray impression coping.



CLOSED TRAY TRANSFER, CONICAL
NARROW CONICAL PLATFORM
 2.1 mm (3.0)

$D \varnothing 3$ 13.75

$d \varnothing 4.2$

Code TCAIP3L13

Retaining

The length of conical closed tray transfer is 13.75 mm. It is used in closed tray impression coping.



CLOSED TRAY TRANSFER, CONICAL
NARROW CONICAL PLATFORM
 2.1 mm (3.0)

$D \varnothing 3$ 13.75

$d \varnothing 4.2$

Code TCAIP3L15

Retaining

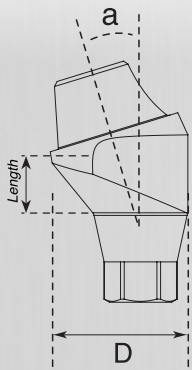
The length of conical closed tray transfer is 13.75 mm. It is used in closed tray impression coping.



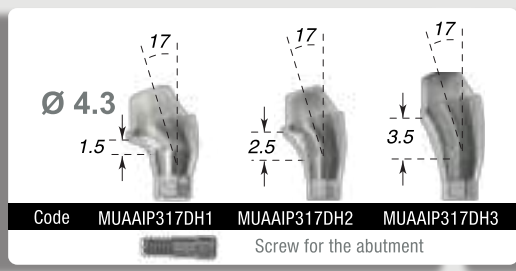
MULTI UNITS
FOR
IMPLANTS



ZAHNTIUM
ZAHNTIUM⁺



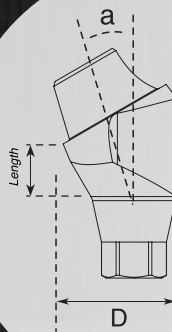
ONE-PIECE ANGULAR MULTI-UNIT 17°/30° CONICAL
NARROW CONICAL PLATFORM 2.1 mm (3.0)



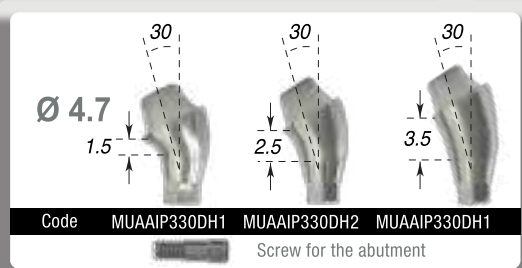
Indicator includes 0.5 mm of subcortical immersion.



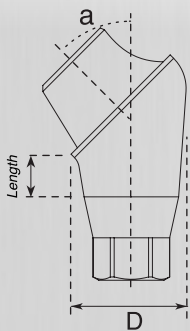
Multi-unit system is used for a prosthesis with screw retention. One-piece angular multi-unit allows rehabilitation at non-parallel implants by correcting the angle. Angular multi-unit is available in options 17° and 30° options



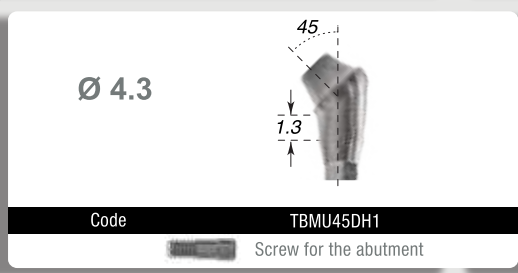
NARROW CONICAL PLATFORM 2.1 mm (3.0)



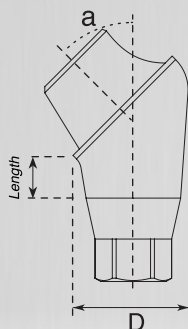
Indicator includes 0.5 mm of subcortical immersion.



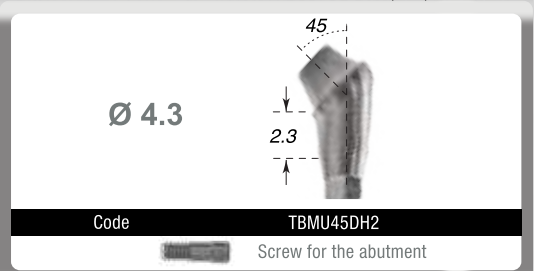
TITANIUM BASIS FOR MULTI-UNITS 45 DEG
NARROW CONICAL PLATFORM 2.1 mm (3.0)



One-piece angular multi-unit 45° conical. Multi-unit system is used for a prosthesis with screw retention. One-piece angular multi-unit allows rehabilitation at non-parallel implants by correcting the angle. The new angular multi-unit is available in 45° option.



NARROW CONICAL PLATFORM 2.1 mm (3.0)



**AESTHETIC ABUTMENT
(STRAIGHT MULTI-UNIT)
NARROW CONICAL PLATFORM 2.1 mm (3.0)**

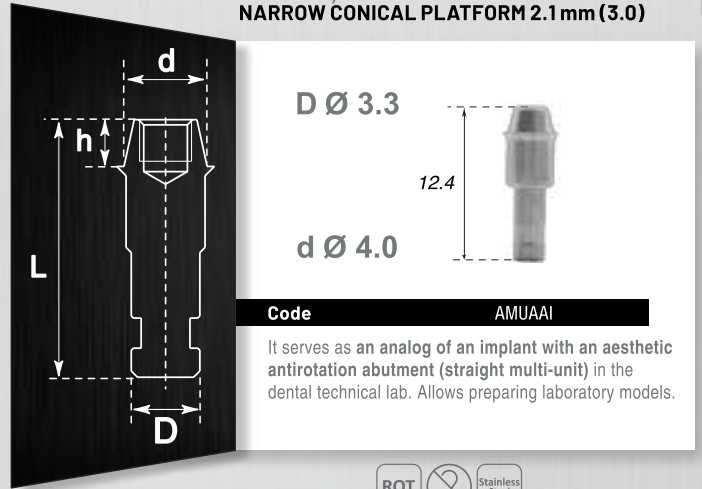


Code MUSEAIP3H1 MUSEAIP3H2 MUSEAIP3H3

Aesthetic abutment (straight multi-unit) with a plastic sleeve is used in order to restore a single structure or a bridge with a screw retention. Screw in with a maximum force of 35 N.



**ANALOG OF AN IMPLANT WITH AN AESTHETIC
ANTIROTATION ABUTMENT (STRAIGHT
MULTI-UNIT)
NARROW CONICAL PLATFORM 2.1 mm (3.0)**



Code AMUAAI

It serves as an analog of an implant with an aesthetic antirotation abutment (straight multi-unit) in the dental technical lab. Allows preparing laboratory models.



**DIGITAL ANALOG FOR
STRAIGHT MULTI-UNIT**

NARROW CONICAL PLATFORM 2.1 mm (3.0)

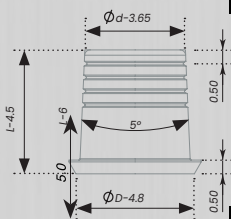


Code DAMUA



TI BASE MU ZAHNTIUM

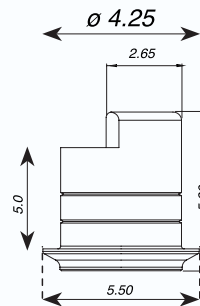
NARROW CONICAL PLATFORM 2.1 mm (3.0)



Code TBMU



**TITANIUM PLATFORM FOR CAD/CAM MU
NARROW CONICAL PLATFORM 2.1 mm (3.0)**

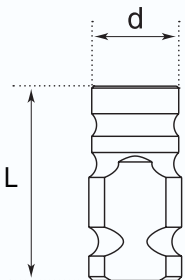


Code TBCMUI




**TRANSFER FOR ANGULAR AND
STRAIGHT MULTI-UNIT**

NARROW CONICAL PLATFORM 2.1 mm (3.0)



Ø 4.5



Code TMUA

Retaining 



PEEK HEALING CAP,
NARROW CONICAL PLATFORM 2.1 mm (3.0)

Code HCPAIP3

PEEK Healing cap provides perfect aesthetics of a gingival margin. It is made of high-quality biologically compatible thermoplastic, which is used for production of medical instruments. PEEK is a perfect material for using in medicine, particularly in dentistry.

ROT, 1,25mm, M1,60, PEEK

HEALING CAP FOR STRAIGHT
ANGULAR MULTI-UNIT

NARROW CONICAL PLATFORM 2.1 mm (3.0)



Code HCMUAAI 17/30

Titanium healing cap for multi-unit is intended to form gingival line and gingival papilla



HEALING CAP FOR STRAIGHT
ANGULAR MULTI-UNIT

NARROW CONICAL PLATFORM 2.1 mm (3.0)



Code HCWMUMUAAI 17/30

Titanium healing cap for multi-unit is intended to form gingival line and gingival papilla



PLASTIC SLEEVE

NARROW CONICAL PLATFORM 2.1 mm (3.0)



Code PCMU



TEMPORARY PEEK SLEEVE

NARROW CONICAL PLATFORM 2.1 mm (3.0)



Code PETM



TITANIUM SLEEVE

NARROW CONICAL PLATFORM 2.1 mm (3.0)



Code TCAMU



SCAN ABUTMENT FOR MU

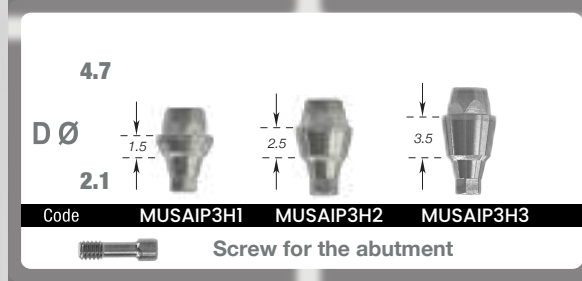
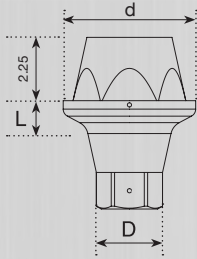
NARROW CONICAL PLATFORM 2.1 mm (3.0)



Code SCMU



**AESTHETIC ANTIROTATIONAL ABUTMENT (STRAIGHT MULTI-UNIT)
NARROW CONICAL PLATFORM 2.1 mm (3.0)**



**TEMPORARY PEEK SLEEVE ZAHNTIUM
NARROW CONICAL PLATFORM
2.1 mm (3.0)**



**PLASTIC FOR MULTI UNIT HEX ABUTMENT
ZAHNTIUM
NARROW CONICAL PLATFORM
2.1 mm (3.0)**



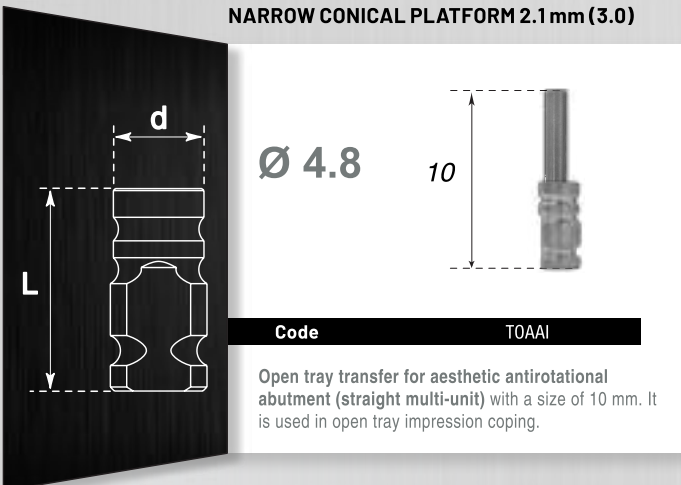
**TITANIUM CYLINDER FOR ANGLED
MULTI UNIT ABUTMENT ZAHNTIUM
NARROW CONICAL PLATFORM
2.1 mm (3.0)**



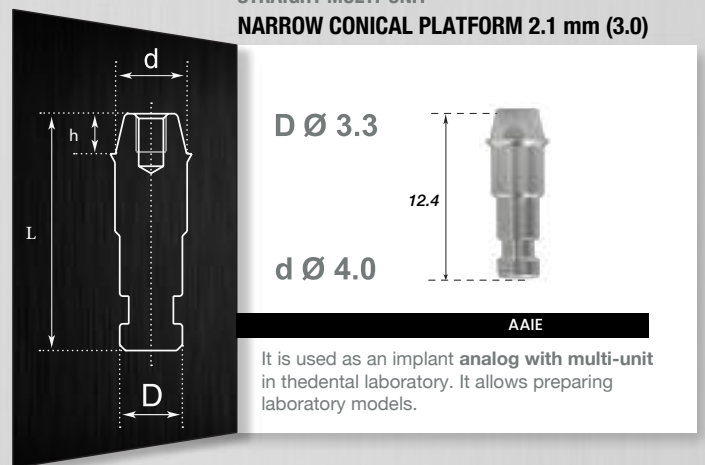
**HEALING CAP MULTI UNIT STRAIGHT
ZAHNTIUM
NARROW CONICAL PLATFORM
2.1 mm (3.0)**



**OPEN TRAY TRANSFER FOR AESTHETIC
ANTIROTATIONAL ABUTMENT
(STRAIGHT MULTI-UNIT)
NARROW CONICAL PLATFORM 2.1 mm (3.0)**



**ANALOG FOR ANGULAR 17°/30°/45° AND
STRAIGHT MULTI-UNIT
NARROW CONICAL PLATFORM 2.1 mm (3.0)**



SURGICAL KIT



DRILL

Diamond like coated drills

Cylindrical



Tapered finishing



COUNTERSINKS



Drill extension



Torque ratchet



STOPPERS

for 2.8 drills and 2.0

6 mm | 8 mm | 10 mm | 11.5 mm | 13 mm



for TCA 3.0, 3.45, 3.9, 4.7, 5.7 drills

6 mm | 8 mm | 10 mm | 11.5 mm | 13 mm



IMPLANT DRIVERS



Universal wrench for abutment screw



Direction indicator – depth gauge



SURGICAL KIT



DRILL

Diamond like coated drills



IMPLANT GUIDES FOR SYSTEMS

Straumann | Neodent | Nobel | Megagen | NeoBiotech | Osstem | DIO | Bauer's

Suitable for most of the most popular implant systems

Different types of offset: +, +2, +4, +6



System compatibility table

N/cm ²	Product name	Possible length	Compatibility with systems
50 N	Mounter Platform Type I	+ +2 +4 +6	Megagen AnyOne, NeoBiotech, Osstem (4.0+), DIO (4.0+), Bauer's
50 N	Mounter Platform Type II	+ +2 +4 +6	Megagen AnyRidge
40 N	Mounter Platform Type III	+ +2 +4 +6	Nobel CC NP
50 N	Mounter Platform Type IV	+ +2 +4 +6	Nobel CC RP
40 N	Mounter Platform Type V	+ +2 +4 +6	Straumann BLT NC
50 N	Mounter Platform Type VI	+ +2 +4 +6	Straumann BLT RC
40 N	Mounter Platform Type VII	+ +2 +4 +6	Megagen Mini
50 N	Mounter Platform Type VIII	+ +2 +4 +6	Neodent
40 N	Mounter Platform Type IX	+ +2 +4 +6	Nobel Replace NP
50 N	Mounter Platform Type X	+ +2 +4 +6	Straumann BLX



ZAHNTIUM

Conical Connection Implant



World wide Distributor

**MODERN
MEDICAL
EQUIPMENT**

Modern Medical Equipment L.L.C

Tel: +971 4 236 6604

AL Khaleej Road, Dnaat Khaleej Bldg.


Shop # 15, P.O. Box: 251395 Dubai, UAE

dubai@mmeco.ae

www.mmeco.ae



Manufacturer By
Alpha Dent Implants GmbH
Pforzheim
Hanauer Str. 8, 75181
Germany



Visit our website

www.zahntiumimplant.com

info@zahntiumimplant.com

CE
1023

FDA